



Here I Am, Let's Come Up with a Plan!



INDIANA INSTITUTE ON DISABILITY AND COMMUNITY

CENTER ON COMMUNITY LIVING AND CAREERS

Indiana Secondary Transition Resource Center

Funded by:

Office of Special Education, Indiana Department of Education



We Will Cover

1. How we got to portfolios
2. Summary of Performance
3. Portfolio benefits
4. Portfolio platforms
5. Portfolio component About Me
6. Artifacts for this component
7. Component examples for Indiana Career Explorer and Google Sites



Overview: How Did We Get Here?



Section 511 IAC 7-43-7

Summary of
Performance



Benefits of
portfolio



Portfolio for all students
who receive special
education services
beginning with 2023
graduates

Summary of Performance



- For students who have IEPs exiting school with a diploma or a Certificate of Completion (COC) or for students who have aged out of special education services.
- The transition portfolio will take the place of the Summary of Performance.
- All students who have an IEP will be expected to have a transition portfolio, beginning with the 2023 cohort.
- The Guidance Document from the Indiana Office of Special Education may be found at this link:
<https://www.doe.in.gov/graduation-pathways>

Before We Get Started



- Updated FAQ document
- The portfolio is part of the transition plan.
- A student's portfolio **link** may be added to the narrative sections of the IEP.
- The IEP and the portfolio are stand-alone documents.
- Non-COC students should use Indiana Career Explorer.

Benefits



- Advanced starting point upon exiting school
- Provides immediate indication of career path/interest
- Provides rapid discovery of:
 - Support needs, preferences, interests, and communication style
 - Work experiences, employability skills, and ideal work conditions
 - Provides underlayment for postsecondary goal attainment
- Pre-ETS effectiveness increased

Indiana Transition Portfolios



Several Options

- Indiana Career Explorer
- Google Sites
- Naviance*
- Indiana Career Information System*



*Not covered in today's training.



Google Sites

Use Google Sites Template when:

- Student is not earning a diploma.
- Student is not accessing mostly General Education classes.
- Student requires extensive modifications even for simple tasks.

Refer to **Transition Portfolio Guidance document** for determining which transition portfolio platform to select.

https://docs.google.com/document/d/1paAjLWq6q3evXHs_LMI GI5hrbd20X-qtS4M1-y0iozE/edit

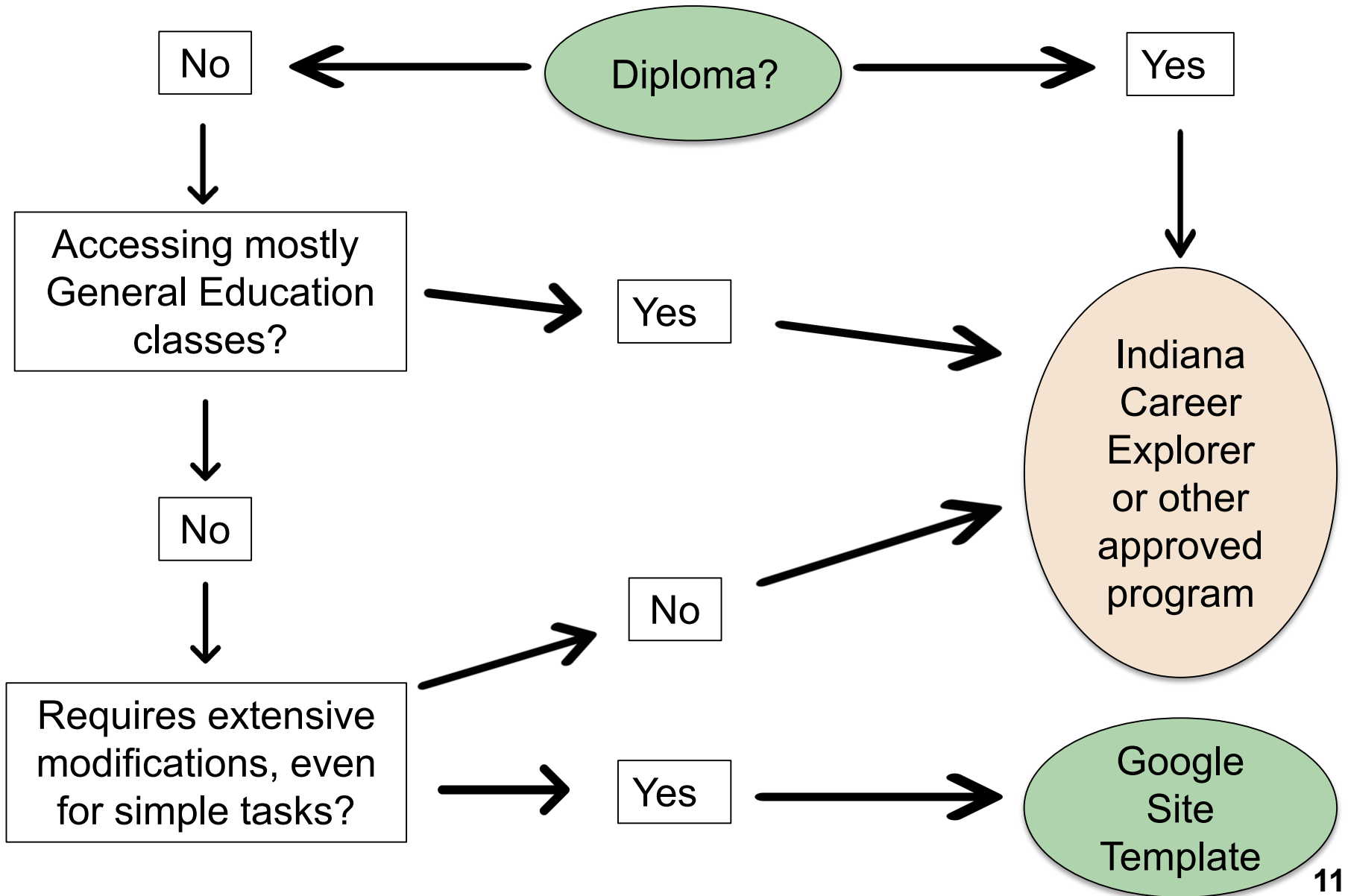


Indiana Career Explorer

Use Indiana Career Explorer (or another approved program) when:

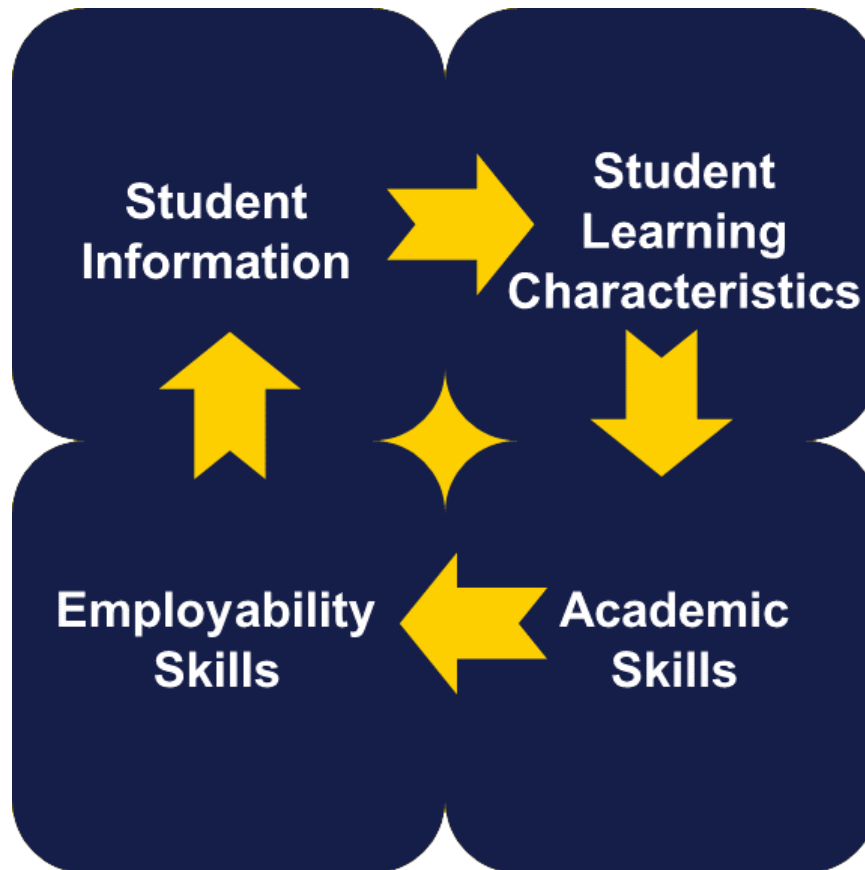
- Student is earning a diploma.
- Student is not earning a diploma but accesses mostly General Education classes.
- Student is not earning a diploma and does not access mostly General Education classes, BUT the student does not require extensive modifications for even simple tasks.
- Refer to the Transition Portfolio Guidance document for determining which transition portfolio platform to select.

Decisional Flowchart



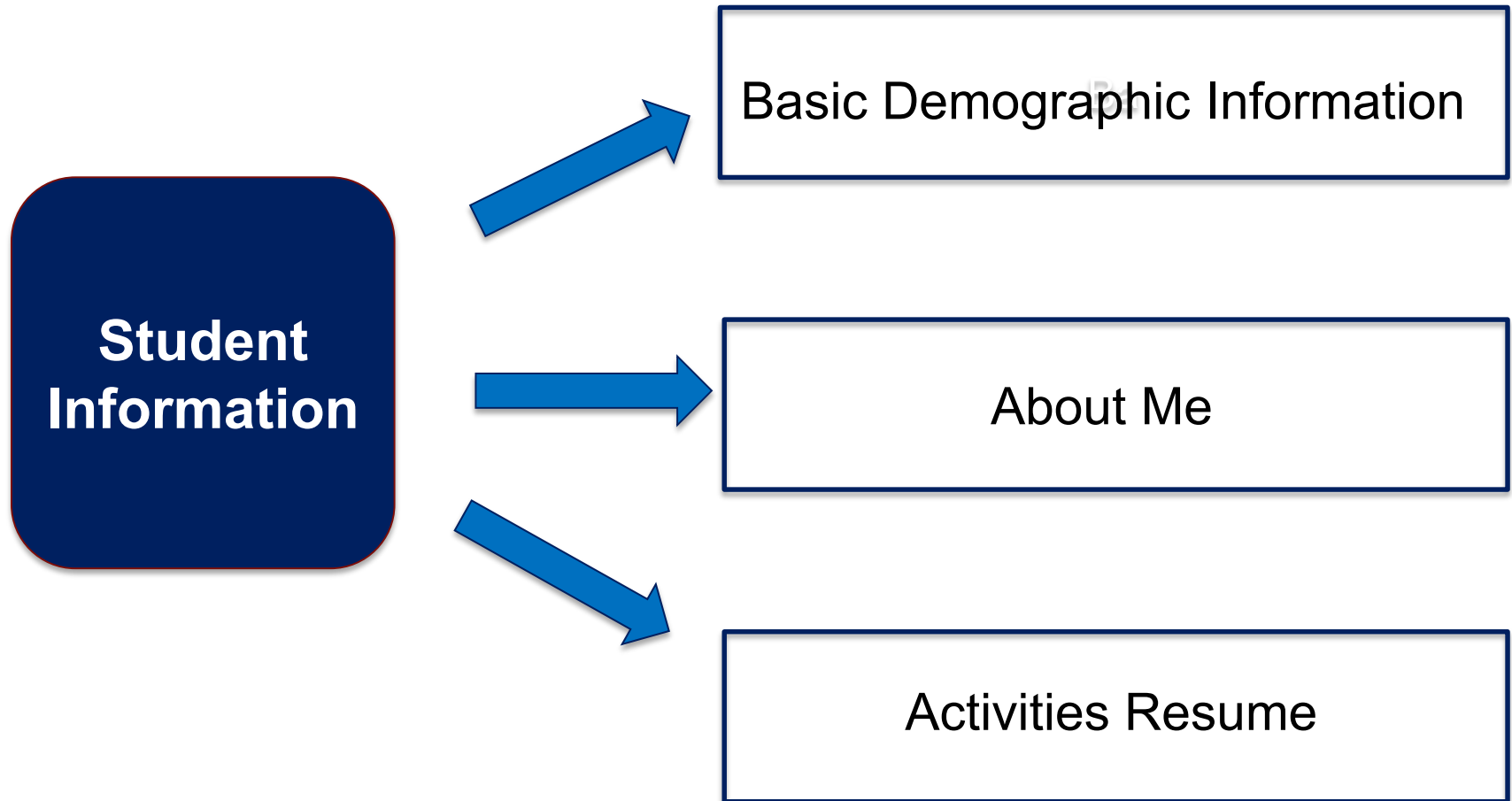


Transition Portfolio Content






Component One: Student Information





Component One: Student Information, *cont.*

**Student
Information**



Basic Demographic Information


Name
Address
Email
Phone Number(s)

You know, the basics!



Component One: Student Information, *cont. 2*

**Student
Information**



About Me


Hobbies
Preferences
Interests

Include photos if this makes sense



Component One: Student Information, *cont. 3*

**Student
Information**



Activities Resume

Extracurricular activities,
both in and out of school

Awards, both in and out of school

Major accomplishments,
both in and out of school



Helpful Information: Timeline

8th and 9th Grade

- Student Demographics and Learning Characteristics are the focus.
- Depending on the student, you might begin Academic Skills and Employability Skills sections.

8th

9th



Helpful Information: Timeline, *cont.*

10th Grade

- Focus on Academic Skills and make changes/additions to the Learning Characteristics section to reflect student growth and emerging challenges.
- Focus on Employability Skills can begin, depending upon the student.

10th



Helpful Information: Timeline, *cont. 2*

11th Grade

- Continue focus on Academic Skills and make updates to both Learning Characteristics and Employability Skills sections, as necessary.
- Student experiences will vary greatly, so too will content for each student and at varying times.

11th



Helpful Information: Timeline, *cont. 3*

12th Grade and Beyond

- Make your focus the Employability Skills section.
- As in previous years, update information in other sections, as necessary.

**12th &
Beyond**



Helpful Reminders

- The portfolio will evolve – it is a living document.
- Include meaningful and ample artifacts in the portfolio sections.
- This is a high stakes document for many students.



Personal Story

Sincere appreciation to Cathlene Hardy-Hansen as she shares her thoughts on the value of the portfolio

Indiana Transition Portfolio Examples



Eduardo 9th Grade: Indiana Career Explorer

- 1.** This student has been used for fictitious case examples in the past.
- 2.** You will be reviewing a Student Information example using Indiana Career Explorer as the transition portfolio format.



Isaiah 8th Grade: Google Sites

1. This student has been used for fictitious case examples in the past.
2. You will be reviewing a Student Information example using Google Sites as the transition portfolio format.

Thank You!

Your INSTRC Portfolio Team

Judith Gross, Cathlene Hardy-Hansen, Mike Nevins,
Sandy Block, Brady Powers

[Padlet Link](#)



INDIANA INSTITUTE ON DISABILITY AND COMMUNITY
**CENTER ON COMMUNITY
LIVING AND CAREERS**